

**K I N G**



DT2023065-27

[kingliving.com](http://kingliving.com)

1977 Sofa

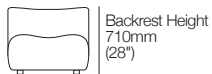
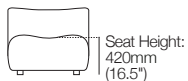
# 1977 Sofa Modules

Modules are easily reconfigured to suit your lifestyle and space

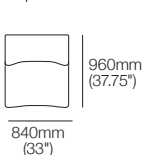
## 1977 Sofa Modules:

Purchase modules individually, or choose from convenient pre-selected packages.

### Module General Dimensions



### Chair Module



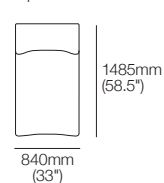
Front



Side



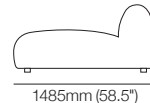
### Chaise Module



Front

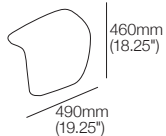


Side

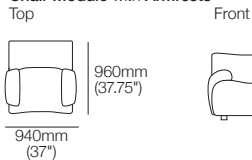


### Armrest

Compatible Left and Right



### Chair Module with Armrests



Front



Side



### Chaise Module with Armrest



Front

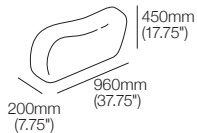


Side

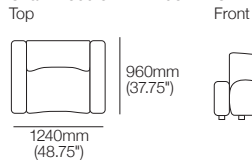


### Wide Arm

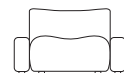
Compatible Left and Right



### Chair Module with Wide Arms



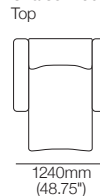
Front



Side



### Chaise Module with Wide Arm



Front



Side



# 1977 Sofa Modules

Modules are easily reconfigured to suit your lifestyle and space

## 1977 Sofa Modules:

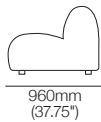
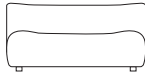
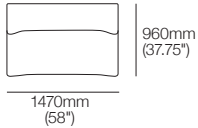
Purchase modules individually, or choose from convenient pre-selected packages.

### 2-Seater Module

Top

Front

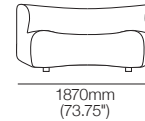
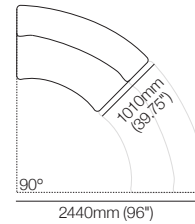
Side



### Contour Module

Top

Front

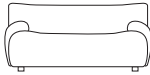
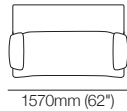


### 2-Seater Module with Armrests

Top

Front

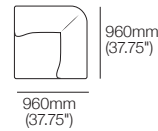
Side



### Corner Module

Top

Side/Front

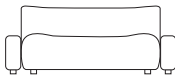
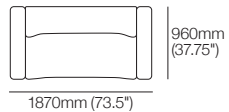


### 2-Seater Module with Wide Arms

Top

Front

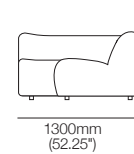
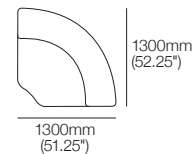
Side



### Curve Module

Top

Side/Front



# 1977 Sofa Modules

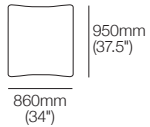
Modules are easily reconfigured to suit your lifestyle and space

## 1977 Sofa Modules:

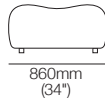
Purchase modules individually, or choose from convenient pre-selected packages.

### Large Ottoman

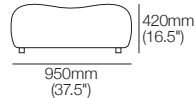
Top



Front

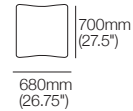


Side

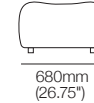


### Small Ottoman

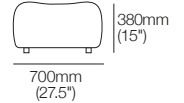
Top



Front



Side

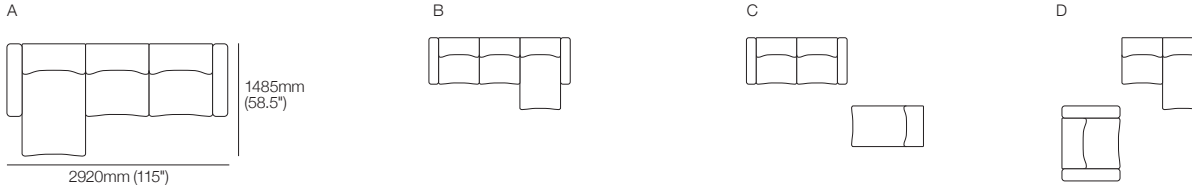


# 1977 Sofa Packages

Modules are easily reconfigured to suit your lifestyle and space

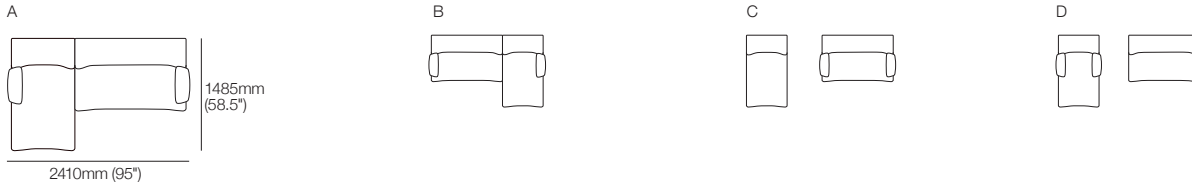
## 1977 2 Seats with Chaise and Wide Arms

Configurations:



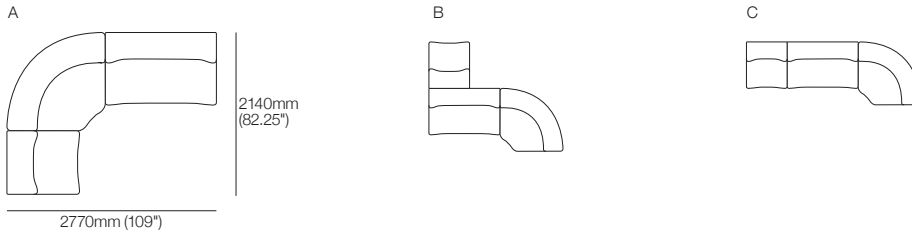
## 1977 Modular Sofa with Chaise and Armrests | Package 10

Configurations:



## 1977 Modular Curved Corner Sofa | Package 6

Configurations:

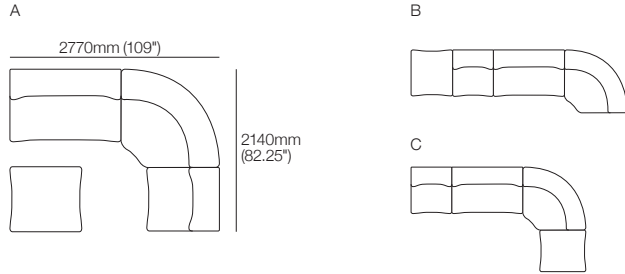


# 1977 Sofa Packages

Modules are easily reconfigured to suit your lifestyle and space

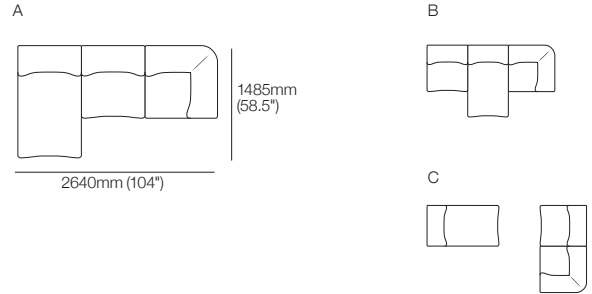
## 1977 Modular Curve Sofa with Ottoman | Package 7

Configurations:



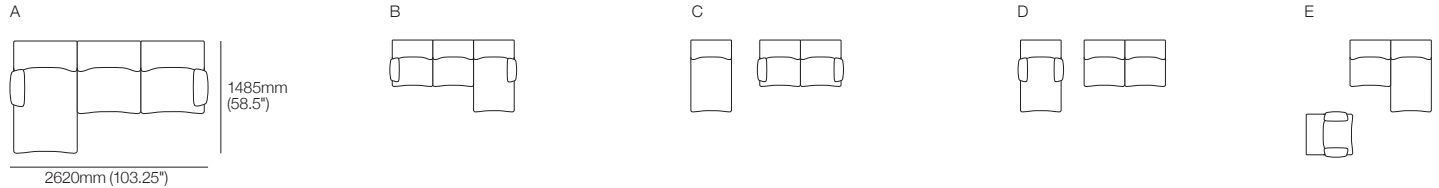
## 1977 Modular Sofa with Chaise | Package 3

Configurations:



## 1977 Modular Sofa with Chaise and Armrests | Package 9

Configurations:

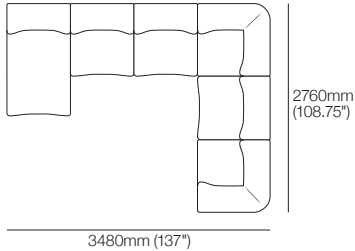


# 1977 Sofa Packages

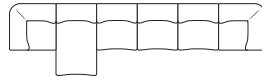
Modules are easily reconfigured to suit your lifestyle and space

**1977 Modular Corner Sofa with Chaise | Package 5**  
Configuration Examples:

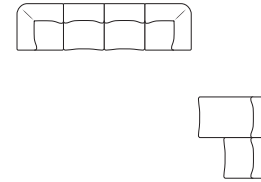
A



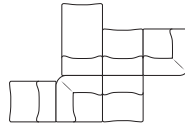
B



D

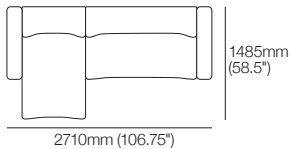


C

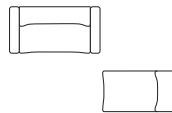


**1977 2 Seater with Chaise and Wide Arms**  
Configuration Examples:

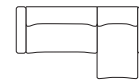
A



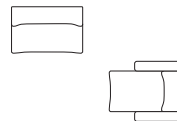
B



C



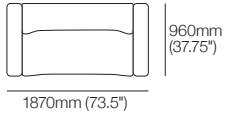
D



# 1977 Sofa Packages

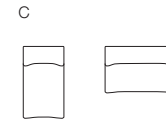
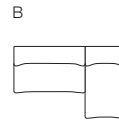
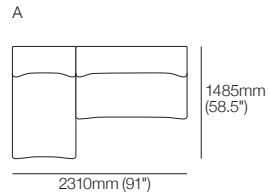
Modules are easily reconfigured to suit your lifestyle and space

## 1977 2 Seater with Wide Arms

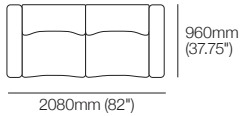


## 1977 Modular Sofa with Chaise | Package 11

Configuration Examples:

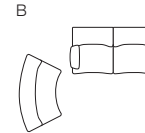
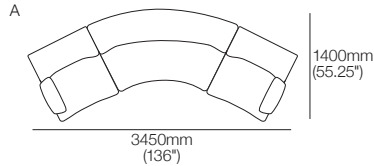


## 1977 2 Seats with Wide Arms



## 1977 Modular Contour Sofa with Armrests

Configuration Example:



# Universal Joiner | 1977 Sofa

# K I N G

## Joining 1977 Sofa Modules with the Universal Joiner

### 1977 Sofa Modules

Purchase modules individually, or choose from convenient pre-selected packages.

Configuration dimensions may vary depending on upholstery and joiner use.

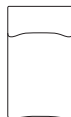
**Chair**  
Top View



**Corner**  
Top View



**Chaise**  
Top View



**2-Seater**  
Top View



**Curve**  
Top View



### Configurations

1977 Sofa allows the convenience of free-standing modules that can be easily arranged individually or grouped into configurations to suit your space.

### Universal Joiner

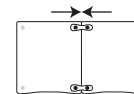
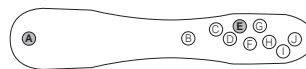
King's Universal Joiners enable you to join your favourite configurations together using a system of paired openings to secure the modules with corresponding legs.

Insert the corresponding legs (along each module's joining edge) into the corresponding openings of the Universal Joiner to secure the modules.

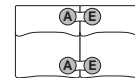
Different module designs may require different paired openings for joining – see next page.

### Joining Modules

Example: Paired Opening A–E



Module Underside:  
Corresponding legs  
of two modules secured  
by Universal Joiners



Joined Chair Modules

# Universal Joiner | 1977 Sofa

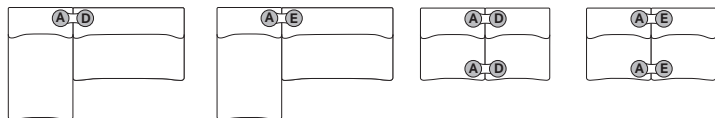
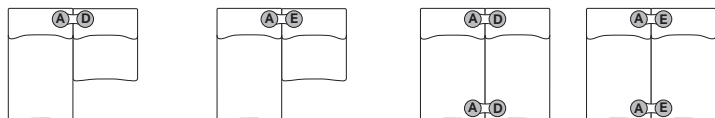
## Joining 1977 Sofa Modules with the Universal Joiner

# K I N G

### Chair | 2-Seater | Chaise joined to Chair | 2-Seater | Chaise

Front / Rear Legs: **A-D** or **A-E**

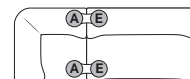
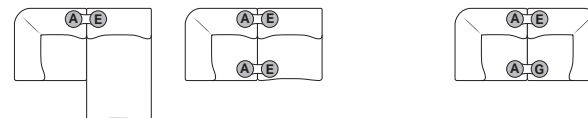
\***Chair | 2-Seater** joined to Chaise requires only 1x joiner (rear legs).



### Corner joined to Chair | Chaise | 2-Seater

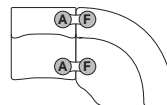
Front / Rear Legs: **A-E**

\*Corner joined to Chaise requires only 1x joiner (rear legs).



### Chair joined to Curved Corner

Front / Rear Legs: **A-F**



### 2-Seater joined to Curved Corner

Front / Rear Legs: **A-H**

